

Linear Dynamics

Burn to Disk:

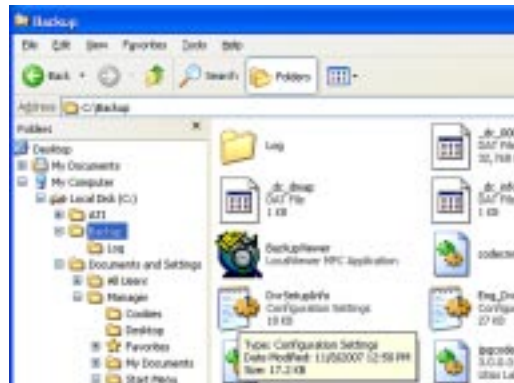
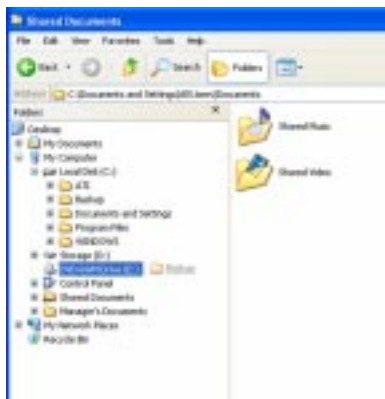
Step One:



From the live video screen of Observer (minimize Observer) click (-) in upper right corner. Then right click on the start button of Windows Desktop. Click explore.

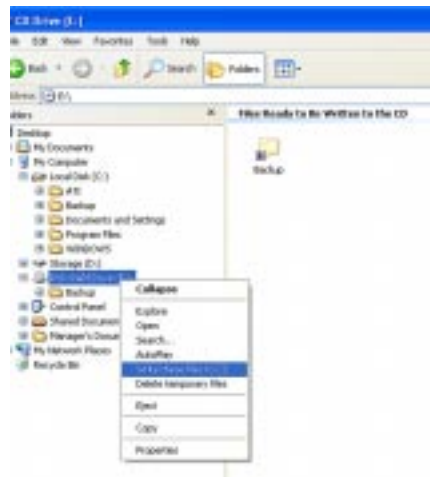
Step Two:

Click on file Backup and drag it to cd or dvd drive and Unclick.



Step Three:

Right Click on CD or DVD and click on, " Write these files to CD"

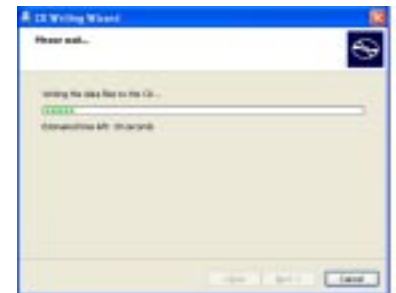


Step Four:

CD Writing Wizard appears, click "Next"

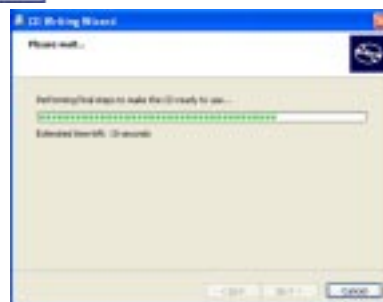


The "Saving progress" box should appear



Step Five:

The "Finalizing" window appears and when done the cd will eject.



Your CD or DVD is now finished!